

Queen of Peace
iPad Program




Learning for the future...



It is often said that the children of today will undertake jobs in the future that either don't yet exist or will be vastly different. What we do know for sure is the world continues to change at a rapid pace and the problems of the future will require unique skills to solve. It is for this reason and an obligation to provide our children with resources to effectively access the Victorian Curriculum that Queen of Peace implements our iPad program. The purpose of the program is to provide opportunities to for children to enhance learning, through exploring, creating, collaborating and problem solving. This booklet is designed to provide parents with details of the program structure, how the program assists children in their learning and information to support parents with ensuring their child remains safe online.



Program Structure



Junior Years Shared devices

Each classroom is provided with a set of shared iPads
(1-2)

iPads are stored and charged at school.

All apps and security settings are managed by the
school

Children use technology such as 'QR Codes' to scan
and log in to accounts such as 'Seesaw

Senior Years 1:1 program

Each child is provided with a new iPad by the school
in Grade 3. Children will keep this iPad for the
remaining time they are at QOP to be used to support
learning at school.

The iPad is owned by the school

1:1 iPad Program



- ♦ At the beginning of Grade 3 each child is provided a brand new iPad, charger and case from the school. The iPad remains the property of the school however, children are responsible for looking after the device during the duration of their time at QOP.
- ♦ The iPad is paid for through a 'tech levy' as part of the school fees.
- ♦ All apps, tech support, warranty issues, and associated infrastructure is provided by the school.
- ♦ The school will cover the cost of any accidental damage to the iPad in the first incident. Parents will be expected to contribute some or all of the costs of any repairs to subsequent damaged iPads depending on the situation.
- ♦ The school manages all security settings, apps and features of the iPads to increase safety and productivity of iPads at school. Some of these settings and feature include:
 - ♦ Disabled 'iMessage, voice calls and App Store.
 - ♦ iPads are disabled from 7-30pm - 7.30am each day.
 - ♦ Teacher management software to view screens, assist children in navigating iPad and sharing of schoolwork.
- ♦ Children use the iPads across or curriculum areas for different learning purposes and time. Children use the iPads to create, share, capture their learning, engage the world around them, express their thinking and problem solve.

Junior Years







Top Left: Children have the opportunity to read digital books.

Top Right: Children use their iPads to take photos of their schoolwork.

Bottom Right: They children are using their iPads to learn about the world around them.







Top Left: Children take photos of their work, reflect on their learning and share with their parents and teacher. .




Top Right: This child is using a stylus to add annotations to things in her mind map. .

Bottom Right: These children are learning about animals using augmented reality.







Top Left: Grade preps using interactive number apps while improving their digital literacy skills.





Top Right: Children can share then view each other's work using QR codes.

Bottom Right: Children completing a reading activity. As part of. Reading rotations.



Senior Years






Top Left: Video editing using 'iMovie'. This child has made a 'spooky' video about her trips in the car!



Top Right: Grade five children are using their iPads to connect to a robotic device called a Sphero. They program or code the robot to navigate different mazes and obstacles. .

Bottom Right: Children in the Seesaw make regular posts on Seesaw where're they share and reflect on their learning with parents and teachers.





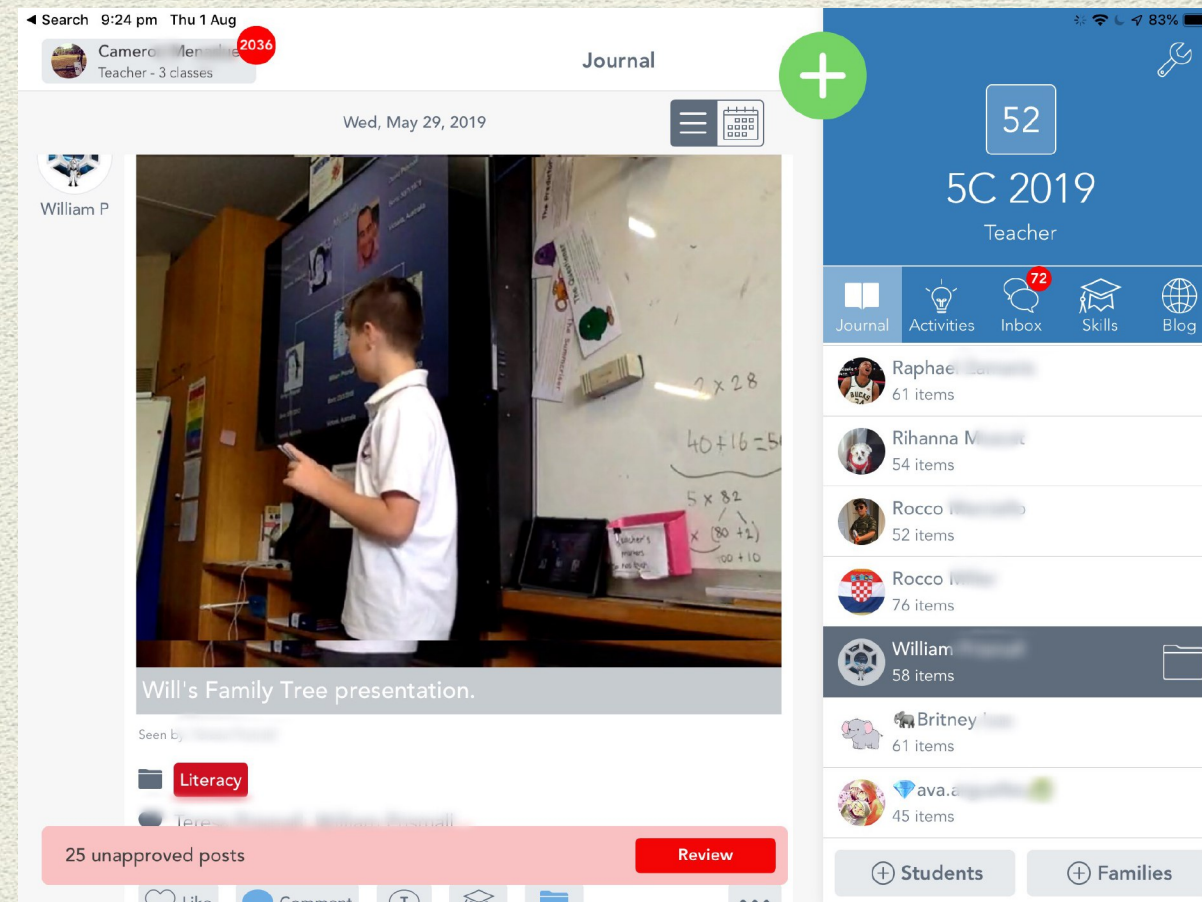





Top Left: Children use their iPad to capture key experience and reflect on their learning creatively, this child has created a photo collage and recorded a short audio reflection to go with it.

Top Right: Children use their iPad to present their ideas to the class. They are also able to share these presentations on a digital portfolio, 'Seesaw' that parents and teachers can engage with.

Bottom Right: These are just some of the sample apps children use to assist them in mathematics. Most apps are used as tools to assist learning, such as 10 frame apps, fraction manipulators and interactive number lines.







Top Left: This child has used the app 'Keynote' to create a presentation to share with her teacher and parents during three-way conversations.


Top Right: Grade five children collaboratively complete tasks where they are able to work on the same project simultaneously.

Bottom Right: QR codes - Children use and create QR codes to share ideas and present work.







Top Left: This child is using the camera and a virtual protractor to record and measure angles. He is then able to animate and his findings and share his learning on his digital portfolio, Seesaw.




Top Right: Children use their iPads to create graphics using Apple apps as a response to a text. This graphic was made using set shapes and objects which can be manipulated in endless ways..


Bottom Right: Children are learn effective and safe researching methods to gather reliable information online. Children use this information to complete writing tasks and other projects.



Supporting
your child's
digital literacy.



Frequently asked questions



Does my child have to be part of the 1:1 iPad program?

Yes, all children in Grade 3 - 6 are enrolled into the 1:1 iPad program. The iPad is an essential learning tool that is required by the school.

Can my child bring their own iPad to school?

No, the school will organise the purchase, setup and management of the iPad your child will use at school to ensure safety, security and a focus on learning is maintained.

What exactly is covered by the tech levy?

A new iPad when your child is enrolled into the program, an iPad protective case, all apps, technical support and relevant school infrastructure.

Do I need to download apps for my child?

No, the school downloads all apps for your child through our MDM (Mobile Device Management), Mosyle. The iPad will not allow the user to download any apps.

Frequently asked questions



Can my child use their iPad at home?

Yes. All apps are checked by the school before they are pushed out onto iPads. They all have educational value where children can learn, create, share and problem solve. The amount of time, if any is up to individual parents to decide upon. Children should always be monitored when using their iPad, especially if they are online. While the children are at school, when using the web browser 'Safari' we have a strong filtering system in place. This filtering system will not work if you allow your child go online when they are not at school.

What security measures are in place to protect my child online at school and home?


All devices used at Queen of Peace covered by Catholic Education Melbourne's filtering system, 'Zscaler.' All apps and settings on iPads are managed and vetted by the school. All settings that children are capable of changing have been individually allowed by the school, for example the 'background screensaver.' Our MDM, Mosyle allows us to have a very high degree of management and monitoring power of each device. We enable a number of settings to ensure your child remains safe. Some examples include and are not limited to;

Disabling the 'App Store', 'iMessage' and 'Facetime'.

iPads are 'locked down' each night at 7.30pm - 7.30am to ensure they are not an issue when children need to be going to bed.

The device can be locked and searched for if missing.

Frequently asked questions




Does my child still use pen and paper at school?

Of course Children in all year levels learn the fundamentals of reading, writing and numeracy with and without the assistance of digital technologies. It is very important that children are able to engage with real paper books, learn to write correctly and solve maths problems with real materials. We are mandated to teach all of these things and more by the Victorian Curriculum.

What if the iPad is damaged?

Each case is assessed on its individual circumstances. Generally, when an accident has occurred and the iPad is damaged the school will cover the costs. If damage occurs multiple times or children have intentionally damaged the iPad parents are expected to contribute to some of the repair costs.

Healthy Use




Healthy screen time vs unhealthy screen time


Screen time is currently a hot topic in the media and will continue to be for some time. Currently, the best research suggests that banning screen time altogether is not helpful. Children of today do not distinguish the virtual world from the real world. They are intertwined to a point where the virtual world is an essential part of growing up. However, just like in the real world dangers and problems arise. The amount of screen time your child spends on a device needs to be monitored however, what they are actually engaging with needs to be the focus.

Engaging with your child and technology

Parents need to engage with their children when they are using devices. They need to understand what their children are doing, know the apps that are being used and have a go themselves. Play educational games, code a puzzle, draw and edit pictures or take creative photos together. Been active with the iPad is also great, for example you could go on a 'minibeast' hunt around your backyard and take photos of all the different creatures you find. Children can then label and share the photos with extended family.

Staying safe





Contemporary
Collaborate
Problem Solve
Code
Adapt
Share
Learner
ipad
Capture
Research
Create
Program
Computational Thinking
Express
Communicate
Explain
Ideas

What words come to mind when our students and teachers think of iPads and the benefits to learning?



“Embracing technology that empowers learners”

Horizons of Hope

For more information about the Queen of Peace iPad program please contact Cameron Menadue, Digital Learning & Technologies Leader.