

Queen of Peace
iPad Program - 2021



Learning for the future...



It is often said that the children of today will undertake jobs in the future that either don't yet exist or will be vastly different. What we do know for sure is that the world continues to change at a rapid pace and the problems of the future will require unique skills to solve. It is for this reason and an obligation to provide our children with resources to effectively access the Victorian Curriculum and Religious Education Framework that Queen of Peace implements our iPad program. The purpose of the program is to provide opportunities for children to enhance learning through exploring, creating, collaborating and problem solving. This booklet is designed to provide parents with details of the program structure, how the program assists children in their learning and information to support parents with ensuring their child remains safe online.



Program Structure



Junior Years Shared devices

- Each classroom is provided with a set of shared iPads (1-2).
- iPads are stored and charged at school.
- All apps and security settings are managed by the school.
- Children use technology such as 'QR Codes' to scan and log in to accounts such as 'Seesaw'.

Senior Years 1:1 program

- Each child is provided with a new iPad by the school in Grade 3.
- Children will keep this iPad for the remaining time they are at QOP.
- The iPad is owned by the school.
- All apps, security and settings are managed by the school.
- Children are expected to bring their iPad to school each day, fully charged and ready to use to assist in learning.
- Parents pay a tech levy as part of the school fees which cover the cost of the iPad.

1:1 iPad Program




- ◆ At the beginning of Grade 3 each child is provided a brand new iPad, charger and case from the school. The iPad remains the property of the school however, children are responsible for looking after the device during the duration of their time at QOP.
- ◆ The iPad is paid for by parents through a 'tech levy' as part of the school fees. The levy is \$500 over four years or \$125 per year for children in grade 3 in 2021
- ◆ All apps, tech support, warranty issues, and associated infrastructure are provided by the school.
- ◆ The school will cover the cost of any accidental damage to the iPad for the first incident. Parents will be expected to contribute some or all of the costs of any repairs to subsequent damaged iPads depending on the situation.
- ◆ The school manages all security settings, apps and features of the iPads to increase safety and productivity of iPads at school. Some of these settings and features include:
 - ◆ Disabled iMessage, voice calls and App Store.
 - ◆ iPads are disabled from 7.30pm - 7.30am each night.
 - ◆ Teacher management software to view screens, assist children in navigating iPad and sharing of learning.
- ◆ Children use the iPads across all curriculum areas for different learning purposes and at different times. Children use the iPads to create, share, capture their learning, engage with the world around them, express their thinking and solve problems.

Junior Years






Top Left: Children have the opportunity to read digital books.



Top Right: Children use their iPads to take photos of their learning.

Bottom Right: The children are using their iPads to learn about the world around them.






Top Left: Children take photos of their work, reflect on their learning and share with their parents and teacher.




Top Right: This child is using a stylus to add annotations to her mind map.

Bottom Right: These children are learning about animals using augmented reality.






Top Left: Grade preps using interactive number apps while improving their digital literacy skills.




Top Right: Children can share and view each other's work using QR codes.

Bottom Right: Children completing a reading activity as part of reading rotations.



Senior Years





Top Left: Video editing using 'iMovie'. This child has made a 'spooky' video about her trips in the car.



Top Right: Grade five children are using their iPads to connect to a robotic device called a 'sphero.' They program or code the robot to navigate different mazes and obstacles.

Bottom Right: Children use the Seesaw app to make regular posts on Seesaw where they share and reflect on their learning with parents and teachers.

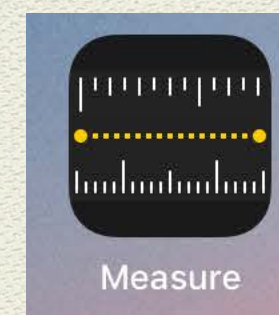

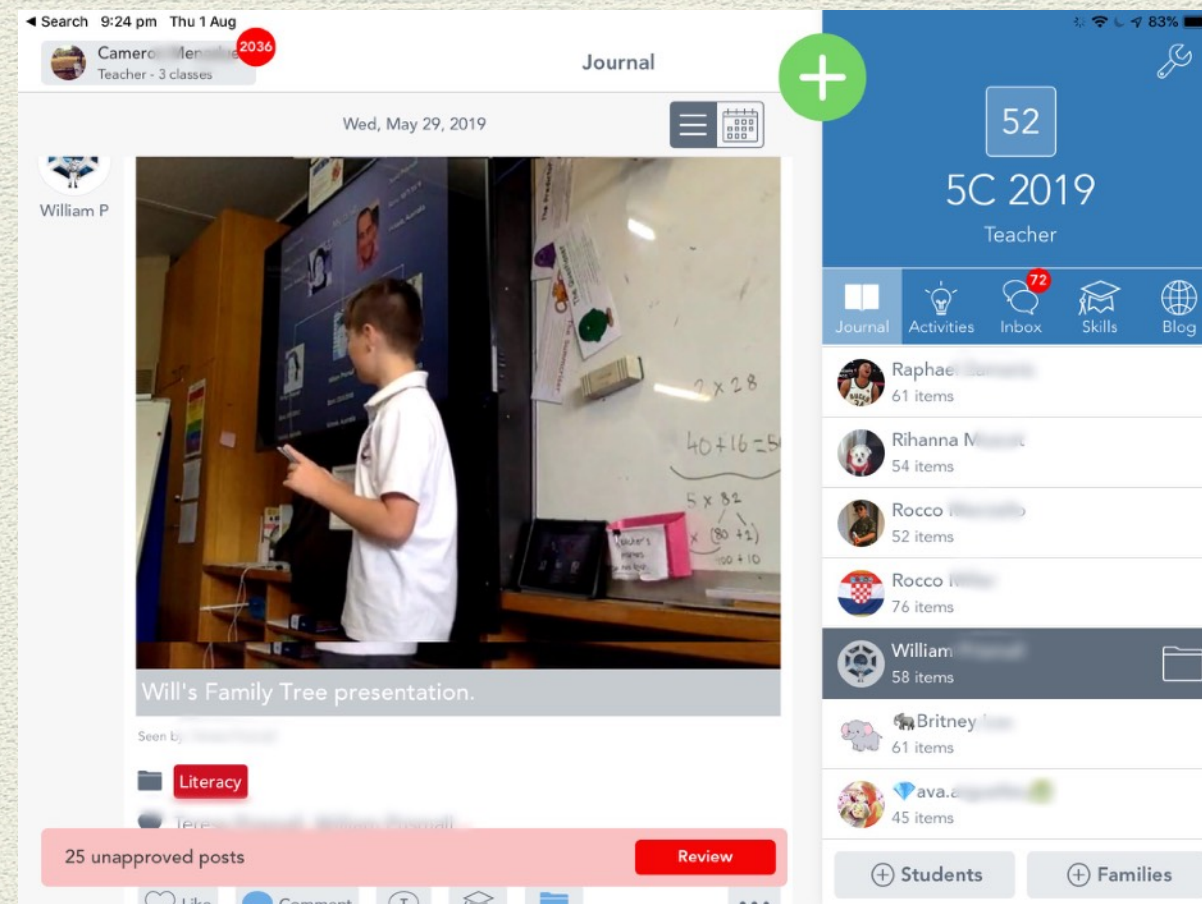





Top Left: Children use their iPad to capture key experiences and reflect on their learning creatively. This child has created a photo collage and recorded a short audio reflection to go with it.

Top Right: Children use their iPad to present their ideas to the class. They are also able to share these presentations on a digital portfolio, 'Seesaw' that parents and teachers can engage with.

Bottom Right: These are just some of the apps children use to assist them in mathematics. Most apps are used as tools to assist learning, such as tens frames, fraction manipulators and interactive number lines.





Top Left: This child has used the app 'Keynote' to create a presentation to share with her teacher and parents during three-way conversations.

Top Right: Grade five children collaboratively complete tasks where they are able to work on the same project simultaneously.

Bottom Right: QR codes - Children use and create QR codes to share ideas and present work.







Top Left: This child is using the camera and a virtual protractor to record and measure angles. He is then able to animate his findings and share his learning on his digital portfolio, Seesaw.

Top Right: Children use their iPads to create graphics using Apple apps as a response to a text. This graphic was made using set shapes and objects which can be manipulated in endless ways.

Bottom Right: Children learn effective and safe researching methods to gather reliable information online. Children use this information to complete writing tasks and other projects.



Supporting
your child's
digital literacy.



Healthy Use



Healthy screen time vs unhealthy screen time

Screen time is currently a hot topic in the media and will continue to be for some time. Currently, the [best research suggests](#) that the quality of screen time rather than the quantity should be the focus of parent's concern. Children of today do not distinguish the virtual world from the real world. They are intertwined to a point where the virtual world is an essential part of growing up. However, just like in the real world dangers and problems arise. The amount of screen time your child spends on a device needs to be monitored however, what they are actually engaging with needs to be the focus.

Engaging with your child and technology

Parents need to engage with their children when they are using devices. They need to understand what their children are doing, know the apps that are being used and have a go themselves. Play educational games, code a puzzle, draw and edit pictures or take creative photos together. Encourage your child to be active with the iPad, for example you could go on a 'minibeast' hunt around your backyard and take photos of all the different creatures you find. Children can then label and share the photos with extended family. Primary school aged children should not be left on their own accord to watch Youtube or browse social media.

Social media and children.

Apps like Facebook, Instagram and Snapchat state in their user agreements that individuals must be 13 years and older. We do not recommend that children have access to these apps in primary school and they are not permitted on school devices. However, if your child or your older children do engage with these apps it is vital that you do too. Know how the app works, get your child to teach you and safely navigate them together.

Staying Safe



Some hints and tips to help you engage with your child's digital technologies use and ensure they remain safe online.

- Devices should be used under the supervision of an adult.
 - Do not allow your child to use a device in their bedroom unsupervised.
 - Devices should be charged overnight in a family area, not in your child's bedroom.
- Know what apps and programs your child enjoys working and engaging with.
 - Have a go, play and learn with your child.
 - Set up your own accounts.
 - Research what the app does, what are its benefits, what are the potential challenges?
- Set fair and consistent limits to your child's digital technologies use.
 - Discuss screen time with your child. Decide on an appropriate amount of time that can be used on a device or specific apps/programs.
 - Implement rules like 'no devices at the dinner table'.
- Digital technologies have many benefits.
 - Don't be afraid of digital technologies.
 - Discuss 'healthy screen time' vs 'unhealthy screen time' with your child.
 - Encourage your child to send awesome things they have created with their family and friends.
- There are many settings and controls a parent can place on a child's personal device. Learn about these options and look at ways technology can actually help to make sure your child is safe online. Examples include
 - Parental controls.
 - Blocking of app purchases.
 - Screen time monitoring.

Frequently asked questions



Does my child have to be part of the 1:1 iPad program?

Yes, all children in Grade 3 - 6 are enrolled into the 1:1 iPad program. The iPad is an essential learning tool that is required by the school.

Can my child bring their own iPad to school?

No, the school will organise the purchase, setup and management of the iPad your child will use at school to ensure safety, security and a focus on learning is maintained.

What exactly is covered by the tech levy?

A new iPad when your child is enrolled into the program, an iPad protective case, all apps, technical support and relevant school infrastructure.

Do I need to download apps for my child?

No, the school downloads all apps for your child through our MDM (Mobile Device Management), Mosyle. The iPad will not allow the user to download any apps.

Can my child use their iPad at home?

Definitely, all apps are checked by the school before they are pushed out onto iPads. They all have educational value where children can learn, create, share and problem solve. The amount of time is up to individual parents to decide upon. Children should always be monitored when using their iPad, especially if they are online. While the children are at school, when using the web browser 'Safari' a strong filtering system is in place to ensure safe use. This filtering system will not work if you allow your child to go online when they are not at school.

What security measures are in place to protect my child online at school and home?

All devices used at Queen of Peace are covered by Catholic Education Melbourne's filtering system, 'Zscaler.' All apps and settings on iPads are managed and vetted by the school. All settings that children are capable of changing have been individually allowed by the school, for example the 'background screensaver.' Our MDM, Mosyle allows us to have a very high degree of management and monitoring power of each device. We enable a number of settings to ensure your child remains safe. Some examples include and are not limited to;

- Disabling the 'App Store', 'iMessage' and 'Facetime'.
- iPads are 'locked down' each night at 7.30pm - 7.30am to ensure they are not an issue when children need to be going to bed.
- The device can be locked and searched for if missing.
- Classroom teachers are able to monitor screens, lock and engage with children through the Apple management app called 'Classroom.'

Frequently asked questions



How much screen time is my child engaging with at school?

At Queen of Peace children engage in many activities and programs that do not involve any use of digital technologies. This occurs from years prep - six. However, there are also times where our iPad program accelerates learning and deepens understanding. The program allows children to engage with activities in ways that are simply not possible without the use of a digital device. We have a heavy focus on eSafety and children are taught from a young age how to use devices in a healthy and safe way. This is vital for when they move into high school and eventually adult life. Technology moves so fast that by the time they become adults it will have completely changed again; what is important is that we teach children the skills needed to adapt to new technologies. The school cannot provide a timeframe of the amount of screen time a child will experience at school as this can vary significantly from day to day or even week to week. Staff ensure a healthy mix of all modes of learning are implemented in their classrooms.

Does my child still use pen and paper at school?

Of course! Children in all year levels learn the fundamentals of reading, writing and numeracy with and without the assistance of digital technologies. It is very important that children are able to engage with real paper books, learn to write correctly and solve maths problems with real materials. We are mandated to teach all of these things and more by the Victorian Curriculum.

What if the iPad is damaged?

Each case is assessed on its individual circumstance. Generally, when an accident has occurred and the iPad is damaged the school will cover the costs. If damage occurs multiple times or children have intentionally damaged the iPad parents are expected to contribute to some of the repair costs.

Who owns the iPad?

The school maintains ownership of the iPad throughout the time your child is at Queen of Peace.

What happens to the iPad when my child finishes primary school in Grade 6?

Your family will be able to take ownership of the iPad at no cost.

What happens if my child leaves Queen of Peace before Grade 6?

You will have two options;

Option A: Pay the outstanding tech levy and take ownership of the iPad. i.e. if you child leaves QOP at the end of Grade 4 and you have paid two years worth of tech levies (\$125 + \$125 = \$250 you will owe an additional \$250 to cover the cost of the iPad.)

Option B: Return the iPad to the school.

Extra Support and Resources



Extra support and resources

Raising Children Network <https://raisingchildren.net.au/>

School age children -Play and Technology


Pre-teens - Entertainment and Technology

eSafety Commissioner <https://www.esafety.gov.au/>

Time Online

7 Tips for screen time

Online safety basics



“Embracing technology that empowers learners”

Horizons of Hope

For more information about the Queen of Peace iPad program please contact Cameron Menadue, Digital Learning & Technologies Leader.